



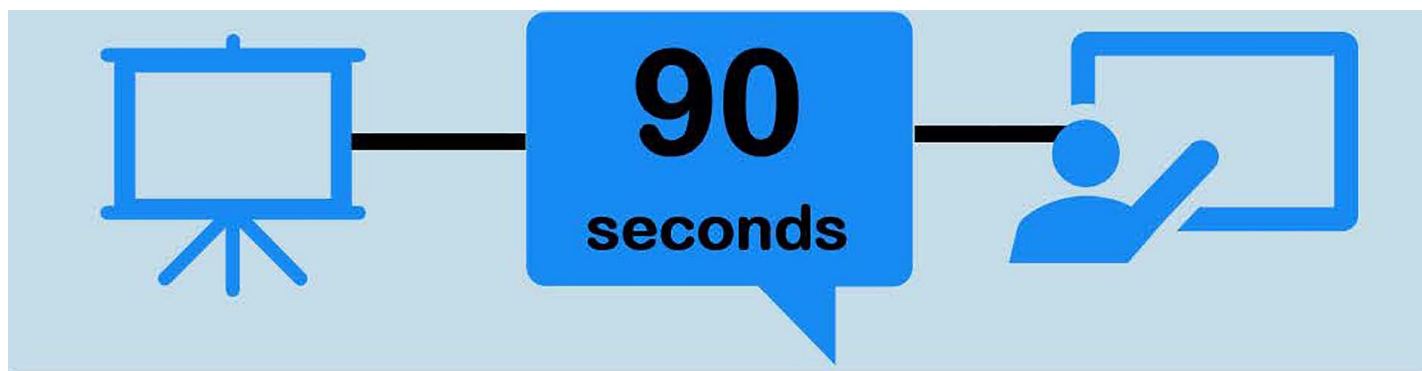
ATS International Conference  
 RAPID Discussion Session  
 Presenter Guidelines

**Selected for a RAPID Poster Discussion Session?  
 Here's a rundown of WHAT you need:**

1 SUMMARY SLIDE

1 ORAL SUMMARY

1 FULL POSTER



**And WHEN you need it:**


**BEFORE CONFERENCE**

Prepare and submit 1-slide summary



Presenter Name  
 Poster # **Poster Title**

*Broad question, hypothesis, or theme.*



Single, Simple Figure/Table


Audience has **ONLY 90 SECONDS** to take in **BOTH visual and oral** information.

**BEFORE SESSION**

Prepare and practice 90 second oral summary




Moderators will **STOP** you at 90 seconds!



- ENGAGE audience early and often
- EXPAND upon main results and conclusions
- INVOKE slide figure/table to emphasize main message

Prepare traditional full poster



Size recommendations:

48"	} x 36"	122cm	} x 91cm
60"		152cm	
72"		183cm	

**IN SESSION**

**Independent Viewing**


🕒 30-45



**Traditional, Individual Poster Discussions**


**Oral Presentations**

🕒 20-30



**Moderated Discussion**

🕒 30-45



**Chair-led theme discussions among presenters and audience**