



ATS 2026

Call for Abstracts and Case Reports

Step-by-step instructions on how to
submit an abstract

<https://conference.thoracic.org>

www.thoracic.org

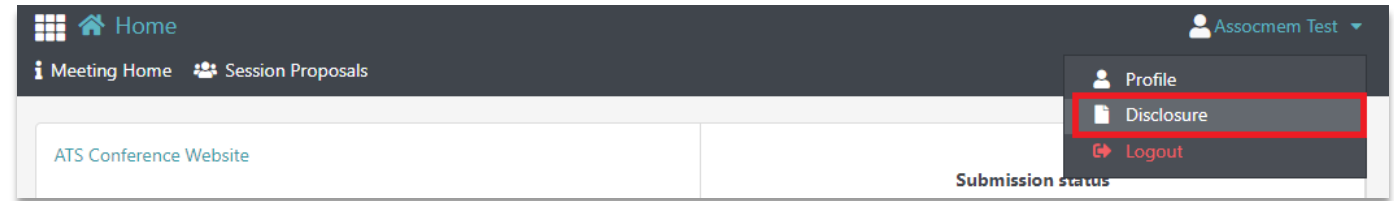
Table of Contents

- [Author Disclosure](#)
- [Abstract Submission](#)
 - [Abstract Type- Scientific Abstract or Case Report](#)
 - [Title](#)
 - [Category- 4- Step Process for Selecting a Category](#)
 - [Presentation Preference](#)
 - [Authors & Study Groups](#)
 - [Abstract Affirmations](#)
 - [Presenter Affirmations](#)
 - [Clinical Trial Affirmations](#)
 - [Abstract Body & Image](#)
 - [Preview & Finish](#)

Author Disclosure

Presenting author (submitter) must complete the author disclosure form

- To begin your abstract submission, click on your name at the top right corner, and then Disclosure.

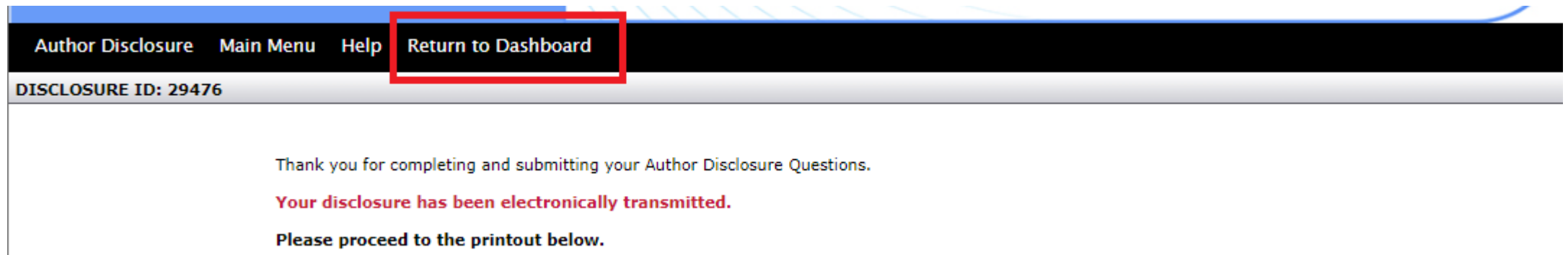


- Make sure to complete PARTS 1-5 of the disclosure form. You must click on Save & Continue > Continue to Finalize > FINALIZE and SUBMIT to ATS to complete your author disclosure form.

Author Disclosure

Presenting author (submitter) must complete the author disclosure form

- Once you have finalized your author disclosure form, you may start your abstract submission by clicking on *Return to Dashboard* in the top menu.



Abstract Submission

Abstract Type- Scientific Abstract or Case Report

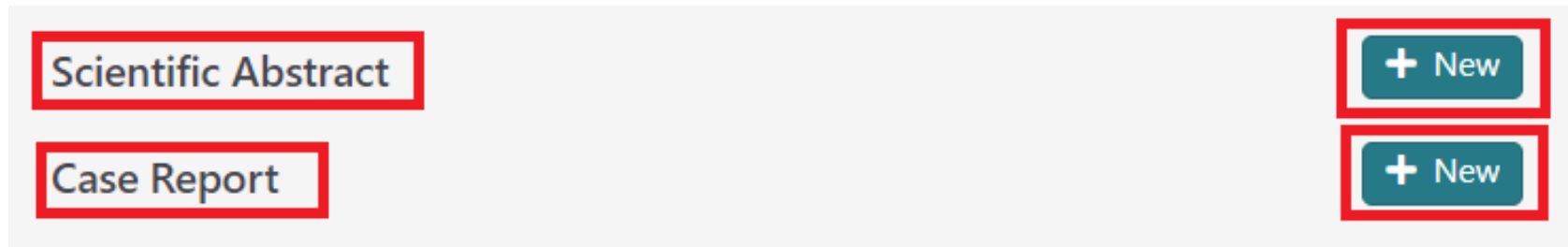
Begin your abstract submission by scrolling to the bottom of the dashboard and selecting the appropriate submission type.

Scientific Abstracts- these abstracts must contain:

1. A descriptive title, list of authors and institutions;
2. An introduction/rationale to the study;
3. The methods used;
4. The results of the study including new data not previously published or presented at a major national or international meeting;
5. Conclusions of the study. It is not satisfactory to state: "The results will be discussed."

Case Reports- these abstracts must contain:

1. A descriptive title, list of authors and institutions;
2. An introduction;
3. A description of the actual case report(s);
4. A discussion of the novelty and importance of the specific case(s).



Abstract Submission

- Enter your title into the textbox. If your title contains special characters, subscripts, and/or superscripts, you may copy and paste your title from MS Word.
- Make sure to follow all style guidelines when entering your abstract title.
- Click on **SAVE AND CONTINUE**.

TITLE

Enter the title in the box below and use the following style guidelines:

- First letter of each word in title should be capitalized, not including prepositions.
- Do not use ALL CAPS in title.
- Do not **bold**, underline, or *italicize* any words in the title.
- Do not include a period (.) at the end of the title.
- When using abbreviations, spell out in full at first mention, followed by the abbreviation in parenthesis.

Correct Title Format - Example:

This Is a Properly Formatted Abstract Title

Please click Save and Continue at the bottom of the page to save your work and move ahead to the next step. After you have done that, you can return to a previous step by clicking on the step name on the left hand side of your screen. Do NOT use the browser's back button.

Please Note: Do not enter the name of authors, institutions, or abstract body in title box.

Enter your Title Below:

Abstract Test Title

SAVE AND CONTINUE

Abstract Submission

Category- 4- Step Process for Selecting a Category

Step 1: Classification

- [Click Here for the List of Scientific Abstract Classifications](#)
- [Click Here for the List of Case Report Classifications](#)

Step 2: Discipline

Select one of the following: Adult or Pediatric

Step 3: Subclassification

Select the best fit for the type of research reported in the abstract. [Click here](#) for more information on subclassifications.

Step 4: Reviewing Assembly

When submitting an abstract or case report, you will need to identify the Assembly by which you would like your abstract reviewed. Please [click here](#) for the list of assemblies and their descriptions.

The screenshot displays two steps of the submission process. Step 1, 'Choose Category 1:', features a 'SELECT' button highlighted with a red box and a 'SAVE AND CONTINUE' button below it. Step 2, 'Choose Category 1:', shows a list of categories with the first one, '01. Acute Lung Injury, ARDS -> Adult -> Cellular/Molecular Investigation/Allergy, Immunology and Inflammation (All)', highlighted with a red box. A 'SAVE AND CONTINUE' button is also present at the bottom of Step 2. A red line connects the 'SELECT' button in Step 1 to a text box on the right.

Click on **SELECT** to begin the 4-step process

Your selections will appear on the screen. Click **SAVE AND CONTINUE** to continue to the next step

Abstract Submission

Presentation Preference

- Select one of the following options. The choice selected indicates the type of presentation that is preferred by the Presenting Author. However, final assignment is determined by the International Conference Committee.
- There are two options:
 - Poster Only
 - Either Poster or Oral

The screenshot shows a web form for 'PRESENTATION PREFERENCE'. On the left is a vertical navigation menu with radio buttons for: TITLE (checked), CATEGORY (checked), PRESENTATION PREFERENCE (selected), AUTHORS, ABSTRACT AFFIRMATIONS, PRESENTER AFFIRMATIONS, ABSTRACT, and REVIEW MY WORK. The main content area is titled '* PRESENTATION PREFERENCE' and contains the text: 'Please indicate your presentation preference below.' and a paragraph: 'Please click Save and Continue at the bottom of the page to save your work and move ahead to the next step. After you have done that, you can return to a previous step by clicking on the step name on the left hand side of your screen. Do NOT use the browser's back button.' Below this is a red heading 'Choose Presentation Preference (Required)' and a dropdown menu with 'Please Select' and a downward arrow. A red rectangle highlights the dropdown and a teal 'SAVE AND CONTINUE' button below it.

- Click [SAVE AND CONTINUE](#) to continue to the next step → Authors.

Abstract Submission

Authors & Study Groups

Presenting Author

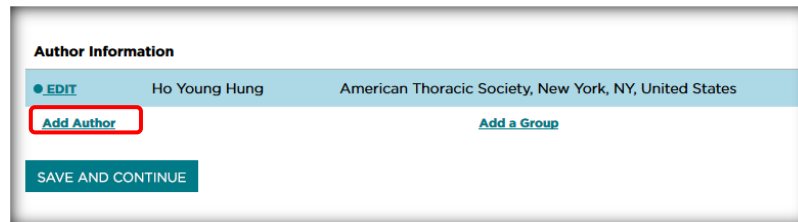
- The person **submitting** the abstract will **automatically be the Presenting Author**.
- The Presenting Author will be listed first and cannot be modified for any reason.
- All institution and contact information will be pre-populated in the appropriate fields. Edit/update these fields if any of your details have changed. Fields marked with an asterisk (*) are **required**.
- Click [SAVE AND CONTINUE](#) to add co-authors.

Abstract Submission

Authors & Study Groups

Co-Authors

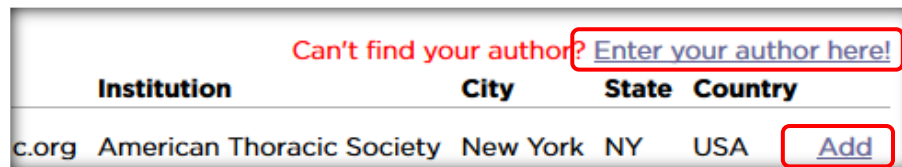
- Click Add Author to add co-author(s).
- The system will first search for an existing profile before allowing a new profile to be created. Click on Add if a matching profile is found OR click on Enter your author here if there is no match.



Author Information

EDIT	Ho Young Hung	American Thoracic Society, New York, NY, United States
Add Author		Add a Group

[SAVE AND CONTINUE](#)

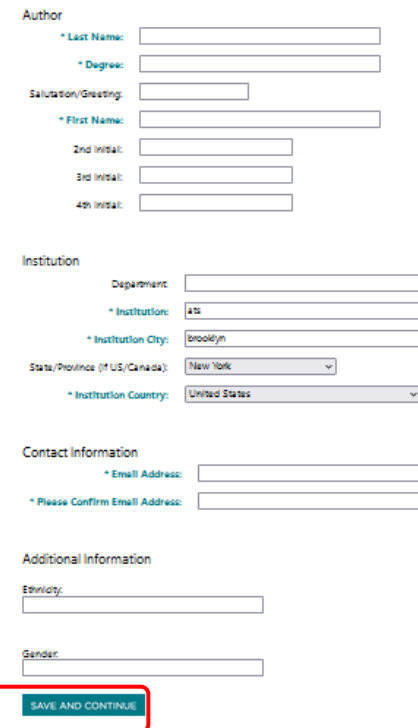


Can't find your author? [Enter your author here!](#)

Institution	City	State	Country		
c.org	American Thoracic Society	New York	NY	USA	Add

Entering a new author's information

- All fields marked with an asterisk (*) are required.
- Click SAVE AND CONTINUE to add author.
- Continue these steps to add additional co-authors.



Author

* Last Name:

* Degree:

Salutation/Greeting:

* First Name:

2nd Initial:

3rd Initial:

4th Initial:

Institution

Department:

* Institution:

* Institution City:

State/Province (if US/Canada):

* Institution Country:

Contact Information

* Email Address:

* Please Confirm Email Address:

Additional Information

Ethnicity:

Gender:

[SAVE AND CONTINUE](#)

Abstract Submission

Authors & Study Groups

Study Groups

- To add a study group, click on Add a Group.
- Type in the name of the Study Group or Team.
- Click SAVE AND CONTINUE.

Author Information

● EDIT	Ho Young Hung	American Thoracic Society, New York, NY, United States
● EDIT × REMOVE	Test First Name Test Last Name	American Thoracic Society, New York, NY, United States
● EDIT × REMOVE	Nancy Guerrero	American Thoracic Society, New York, NY, United States
Add Author	Add a Group	Change the Order these Author (s) are listed

SAVE AND CONTINUE

Please add the name of the study group below:

Sample Group Name

SAVE AND CONTINUE

[Return to Edit Author Block Page](#)

Abstract Submission

Authors & Study Groups

Change the order of authors listed

- Click on *Change the Order these Author(s) are listed*
- Choose the order for each author
- NOTE: You CANNOT change the order of the presenting author (must be first author). The Study Group name must be listed last.
- Click *SAVE AND CONTINUE*.
- Once you have completed entering all authors and the order is correct, click on *SAVE AND CONTINUE* to continue to the next step → Abstract Affirmations.

The screenshot shows the 'Author Information' form. It contains a table with three columns: 'Author', 'First Name', and 'Last Name'. The first row is 'Ho Young Hung' with 'American Thoracic Society, New York, NY, United States' in the last name column. The second row is 'Test First Name Test Last Name' with 'American Thoracic Society, New York, NY, United States' in the last name column. The third row is 'Nancy Guerrero' with 'American Thoracic Society, New York, NY, United States' in the last name column. The fourth row is 'Sample Group Name' with an empty last name column. Below the table are links for 'Add Author' and 'Add a Group'. A red box highlights the link 'Change the Order these Author (s) are listed'.

Author	First Name	Last Name
Ho Young Hung		American Thoracic Society, New York, NY, United States
Test First Name Test Last Name		American Thoracic Society, New York, NY, United States
Nancy Guerrero		American Thoracic Society, New York, NY, United States
Sample Group Name		

[Add Author](#) [Add a Group](#) [Change the Order these Author \(s\) are listed](#)

[SAVE AND CONTINUE](#)

The screenshot shows the 'Choose the Order for Each Author' form. It contains a list of authors with dropdown menus for selecting their order. The first author is 'Ho Young Hung, American Thoracic Society, New York, NY, United States' with a dropdown menu set to '1'. The second author is 'Test First Name Test Last Name, American Thoracic Society, New York, NY, United States' with a dropdown menu set to '2'. The third author is 'Nancy Guerrero, American Thoracic Society, New York, NY, United States' with a dropdown menu set to '3'. The fourth author is 'Sample Group Name' with a dropdown menu set to '4'. A red box highlights the 'SAVE AND CONTINUE' button.

To re-arrange the order of your authors, excluding Study Group Name, select new place numbers for each author. After you have made your selection, you will be asked for additional contact information regarding your new selection. **Study Group Name must be listed last.**

Choose the Order for Each Author

1. Ho Young Hung, American Thoracic Society, New York, NY, United States
2. Test First Name Test Last Name, American Thoracic Society, New York, NY, United States
3. Nancy Guerrero, American Thoracic Society, New York, NY, United States
4. Sample Group Name

[SAVE AND CONTINUE](#)

Abstract Submission

Abstract Affirmations

The submitter must complete abstract affirmations 1-9 to continue to the next step → Presenter Affirmations. Once complete, click **SAVE AND CONTINUE**.

SUBMISSION STEPS

- ☒ TITLE
- ☒ CATEGORY
- ☒ PRESENTATION PREFERENCE
- ☒ AUTHORS
- ☒ **ABSTRACT AFFIRMATIONS**
- ☐ PRESENTER AFFIRMATIONS
- ☐ CLINICAL TRIAL AFFIRMATION
- ☐ ABSTRACT
- ☐ REVIEW MY WORK

You can always go back to a previous step by selecting it from the left menu.

Currently Editing: Scientific Abstract, Control # 2024-S-4271-ATS

ABSTRACT AFFIRMATIONS

You will not be able to complete your submission without completing the Affirmations 1-9 on this page.

1. Basic Science Core Track

Select "YES" if the abstract fits within the topic of "Multi-Omics to Mechanisms: Elucidating Pathobiology of Lung Disease" to be considered for scheduling as part of the Basic Science Core Track at the 2024 International Conference.

Basic Science Core Track

Please Select ▼

2. Is your abstract directly related to health disparities?

A health disparities is "a particular type of health difference that is closely linked with social, economic, and/or

Abstract Submission

Presenter Affirmations

The submitter must complete presenter affirmations 1-9 to continue to the next step → Clinical Trial Affirmation. Once complete, click **SAVE AND CONTINUE**.

SUBMISSION STEPS

- ☒ TITLE
- ☒ CATEGORY
- ☒ PRESENTATION PREFERENCE
- ☒ AUTHORS
- ☒ ABSTRACT AFFIRMATIONS
- ☒ **PRESENTER AFFIRMATIONS**
- ☐ CLINICAL TRIAL AFFIRMATION
- ☐ ABSTRACT
- ☐ REVIEW MY WORK

Currently Editing: Scientific Abstract, Control # 2024-S-4271-ATS

AFFIRMATIONS FOR PRESENTING AUTHOR

You will not be able to complete your submission without completing the Affirmations 1-9 on this page.

1. Presenting Author Primary ATS Assembly Affiliation

Please select your primary ATS Assembly affiliation from the list below. Select "None" if you do not have an assembly affiliation OR are a non-member.

Please Select ▼

Are you a MECOR student or graduate?

Please Select ▼

2. Does the Presenting Author have a nursing degree of any kind?

Nursing Degree?

Please Select ▼

Abstract Submission

Clinical Trial Affirmation

The submitter must complete the Clinical Trial affirmation to continue to the next step → Abstract. Once complete, click **SAVE AND CONTINUE**.

SUBMISSION STEPS

- ✓ TITLE
- ✓ CATEGORY
- ✓ PRESENTATION PREFERENCE
- ✓ AUTHORS
- ✓ ABSTRACT AFFIRMATIONS
- ✓ PRESENTER AFFIRMATIONS
- CLINICAL TRIAL AFFIRMATION**
- ABSTRACT
- REVIEW MY WORK

Currently Editing: Scientific Abstract, Control # 2024-S-4271-ATS

CLINICAL TRIAL AFFIRMATION

You will not be able to complete your submission without entering the Phase(s) on this page.

1. Is this abstract reporting results from an NIH-defined Clinical Trial?

Please Select ▼

If yes, what phase(s) is/are this Clinical Trials. Select all that apply.

☐ Phase I

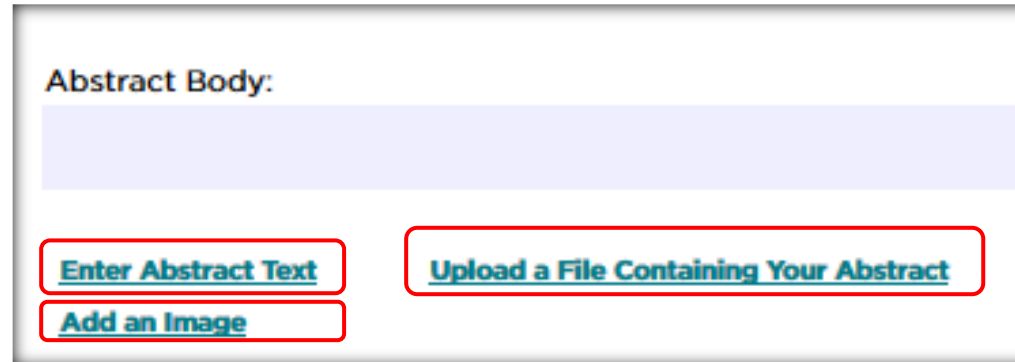
☐ Phase II

☐ Phase III

Abstract Submission

Abstract Body

- You may type your abstract text directly into the system or upload a Word document, which will extract the text into the abstract body field.
 - To type directly, click on [Enter Abstract Text](#)
 - To upload, click on [Upload a File Containing Your Abstract](#)
- Do not enter abstract title and authors in the abstract body
- 400 word limit (image, table, and spaces are not included in word count)
- 1 image per abstract. ([Click here for instructions on how to upload a Table as an image.](#)) To add an image, click on [Add an Image](#).



The screenshot shows a web interface for abstract submission. At the top, it says "Abstract Body:" followed by a large, empty light blue rectangular text input area. Below this input area are three buttons with red borders. The first button on the left is labeled "Enter Abstract Text". The second button on the right is labeled "Upload a File Containing Your Abstract". The third button, located below the first one, is labeled "Add an Image".

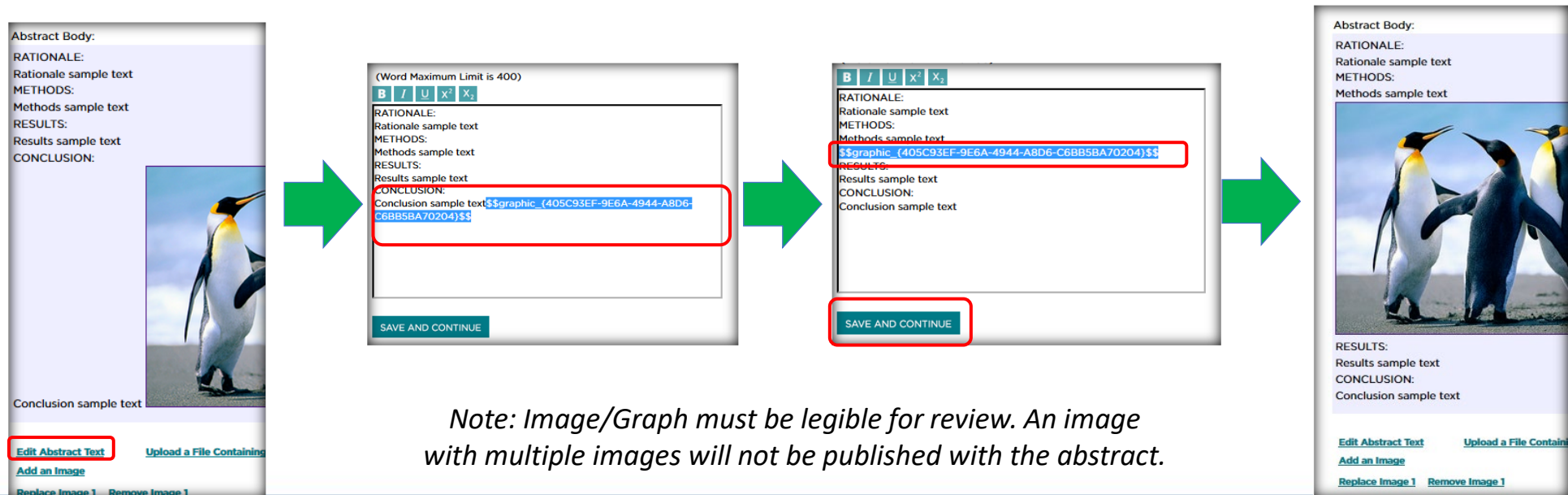
Abstract Submission

Abstract Body- Image

- 1 image per abstract. ([Click here for instructions on how to upload a Table as an image.](#)) To add an image, click on Add an Image. **(JPG only)**

HOW TO MOVE AN IMAGE

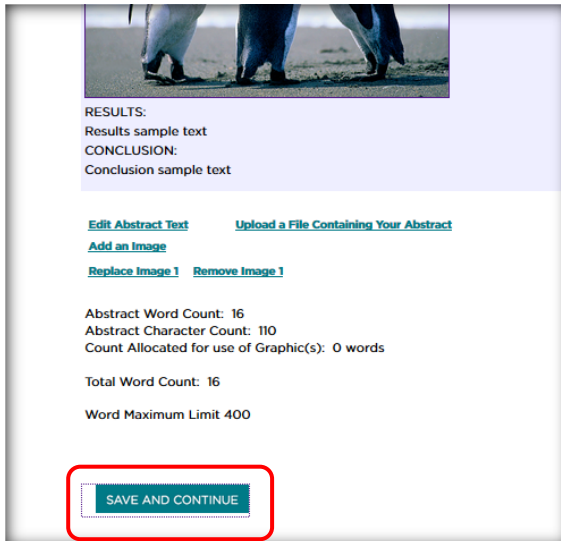
- If the image you have uploaded is not in the correct position, click on Edit Abstract Text.
- Highlight the FULL text for the graphic (from the first 2 \$\$ to the last 2 \$\$). Press on Ctrl+X to cut the text. Select where you would like graphic to appear. Press Ctrl+V to paste. Click SAVE AND CONTINUE.



Abstract Submission

Preview & Finish

- Once you have finished entering your Abstract Body, Click **SAVE AND CONTINUE** to review your work and submit your abstract



RESULTS:
Results sample text
CONCLUSION:
Conclusion sample text

[Edit Abstract Text](#) [Upload a File Containing Your Abstract](#)
[Add an Image](#)
[Replace Image 1](#) [Remove Image 1](#)

Abstract Word Count: 16
Abstract Character Count: 110
Count Allocated for use of Graphic(s): 0 words

Total Word Count: 16
Word Maximum Limit 400


SAVE AND CONTINUE

- Carefully review your work. Scroll down and click on **Finalize and Submit** to submit payment.

1. Is this abstract reporting results from an NIH-funded clinical trial?

If yes, what phase(s) is/are this Clinical Trials. Select all that apply

FINALIZE AND SUBMIT

 [Click Here for a Print-Friendly Version of Your Submission](#)

DELETE THIS SUBMISSION

- Your submission is NOT complete until payment has been submitted and abstract is marked **FINALIZED**. If your abstract is marked COMPLETED, the abstract has NOT been successfully submitted. Please go back to submit payment and finalize.

Abstract Submission

Preview & Finish

You can always go back to the homepage () to access your abstracts and check submission statuses.

Status: Incomplete

Abstract is in progress and has NOT been successfully submitted.



Status: Complete

Abstract has been SUCCESSFULLY SUBMITTED.



To log out, click on your name at the top right corner, and then 