



## EPOSTER GUIDELINES

The ATS is offering to authors of accepted abstracts the opportunity to make their research available electronically by submitting an e-Poster.

Preparing an e-Poster, in addition to your regular POSTER or ORAL presentation, will increase the visibility of your research and make it available to more conference attendees and ATS members. Submission of an e-Poster is **optional and free of charge**.

**Please Note: Uploading an e-Poster does NOT replace your regular printed poster or slide upload presentations.**

e-Posters will be displayed in the e-Poster Viewing Site and accessible to conference attendees from Sunday, May 21 through Wednesday, May 24 as well as after the conference.

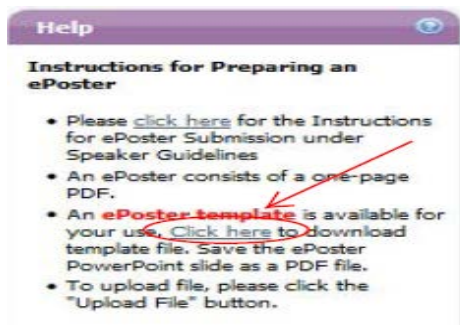
E-posters are not regarded as publications. They are not considered as pre-publication, nor are they peer-reviewed or citable. e-Posters are restricted to "view only". No download, print or sharing options are available.

**Disclosure of Commercial Support and Relevant Financial Interests:** e-Posters must briefly acknowledge: any commercial support of the original research presented; any financial interests held by the first, last, and corresponding author of the research presented, and the e-Poster presenter if different, in a commercial entity that is relevant to the subject matter of the original research presented, within the past 12 months.

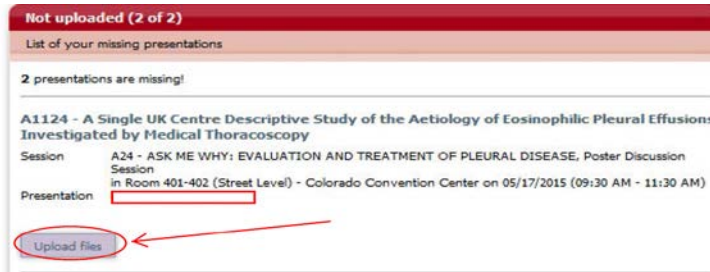
- For e-Poster disclosures the ATS defines commercial support as: any funding or in-kind support provided by a commercial entity to the authors noted above, or their institutions, in direct support of the original research presented. (Support provided by providers of clinical service directly to patients, such as authors' institutions, is not regarded as commercial support and does not require disclosure.)
- For e-Poster disclosures the ATS defines relevant financial interests as including: 1) Any compensable services provided by the authors noted above to a commercial entity that has business interests relevant to the original research presented, such as a pharmaceutical company or medical device company, product manufacturer, investment firm, or law firm representing a relevant commercial entity, even if uncompensated. Examples of common industry-compensated types of relationships are consulting, advisory committees, speaking, expert testimony commissioned by a relevant company or its agents, travel support, and in-kind provision of equipment or services. (2) Any equity interests in an entity relevant to the original research presented, including stock, stock options, or other ownership interest, excluding general mutual funds; (3) Any intellectual property rights held directly by an author that are relevant to the subject matter of the original research presented, such as a patent, whether granted or pending, or a copyright.
- Poster disclosures should consist of the author's name followed by the name of the company involved and the type of relationship involved (examples above). Disclosures should not use company logos or brand or proprietary drug or device names.

### How to Create and Submit Your e-Poster

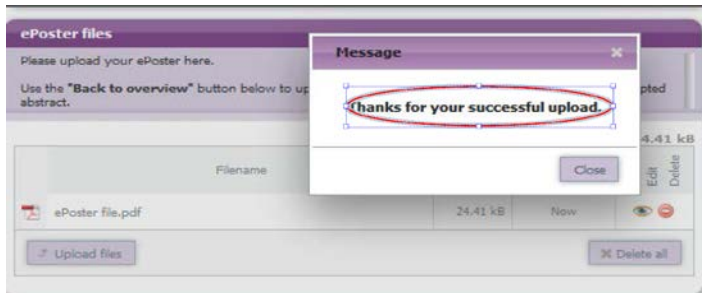
- 1) Go to: [https://cms.psav.com/ats2017\\_eposter](https://cms.psav.com/ats2017_eposter)
- 2) Enter Username/Password used to submit your abstract.
- 3) Use the e-Poster template to create your e-Poster. Click on link to download the template file under the **Help**:



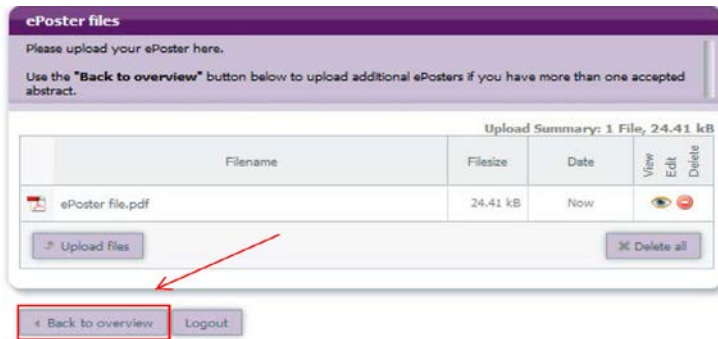
- 4) The e-Poster template can also be found at the ATS website <http://conference.thoracic.org/speakers/index.php> under Speaker Guidelines. **Please note: You can also upload a PDF file of your poster that you already created.**
- 5) Prepare the PowerPoint slide and then save it as a **PDF file**. Click **Upload Files** button to upload your **PDF file** from your computer:



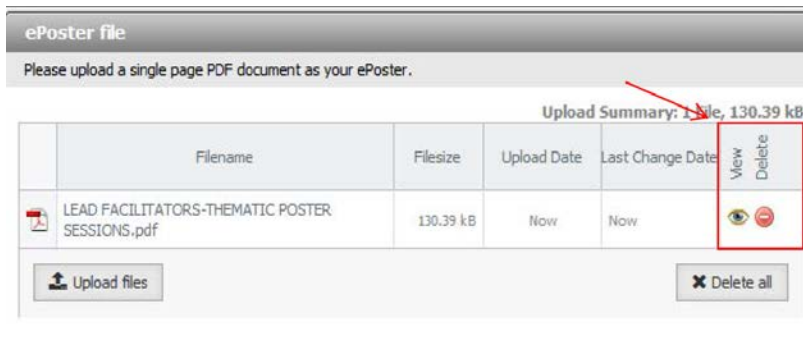
- 6) e-Posters **must** be submitted as a **PDF file only**. Your PDF file should not exceed one page.
- 7) After the upload is finished, you will receive the following message:



- 8) Click on **Back to Overview** if you have additional presentations listed and repeat the above steps:



- 9) To view or delete, click on the appropriate links as shown below:



- 10) Your E-Poster must be uploaded 24 hrs before your presentation to have it available for viewing on the day of presentation.
- 11) The E-Poster submission site will be open throughout the conference.
- 12) E-Posters may also be uploaded in the Speaker Ready Room at the Walter E. Washington Convention Center:  
-Room 156, Street Level (Middle Building)
- 13) If you have questions about the program, please contact Nancy Guerrero at [nguerrero@thoracic.org](mailto:nguerrero@thoracic.org).
- 14) For technical support contact [ats@support.ctimeetingtech.com](mailto:ats@support.ctimeetingtech.com)